

OSPREY FLY BOX

Pink Handlebar

contributed by
Ed Stefanison

The Pink Handlebar is a very quick and easy pattern to tie for beach fishing Pink Salmon. This version of the pattern I learned from the Cowichan Fly Fishers off the Oyster River estuary. In low light situations especially, it's my "go to" pattern. Coho salmon also love it.

The original fly is a simple pattern but can be modified to add Small Dumbbell or bead chain eyes to weight and flip the fly hook point up. Krystal flash can be added to give it a little more sparkle for dirty water.

If Pink Fluorescent thread is used it bulks the fly up a little and makes the pattern more opaque for fishing on really bright days. Tie several options and see what works best for you.



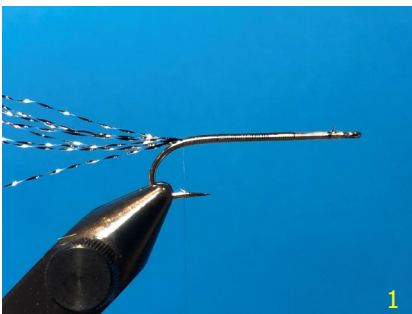
MATERIALS



List of Materials:


- Hook - Tiemco 9394 #6 or #8
- Weight - (Optional—small barbell or bead chain eyes)
- Thread - Clear Mono or 8/0 Fluorescent Pink Thread
- Tail - Silver Accent Flashabou
- Body - Pink Edge Brite or Lazer Wrap
- Wing - (Optional Fluorescent Pink Krystal Flash)
- Head - Black 6-0 Thread

TYING INSTRUCTIONS




1. Tie in 6-8 strands of accent Flashabou with clear mono or Fluorescent pink thread down the length of the hook. This prevent a bump at the bend of the hook.

2. Cut a 2mm wide strip of Edge Brite with a straight edge and a Steel ruler. (Or use your wife's scrap-booking paper cutter or fabric cutter). Then cut a taper on one end of the Edge Brite and tie in just before the bend of the hook.





TYING INSTRUCTIONS

..... *continued*





3. Using touching turns wrap the thread back up to 2mm of the eye. This ensures a smooth under body.

4. Wrap the Edge Brite in slightly overlapping turns and tie off 2mm behind the eye.



5. Start the black thread and tie off the Mono or Pink thread. Clip off the thread and form a Small neat black Head. Add head cement.

6. If you want a little weight or to invert the hook tie in small barbell or bead chain eyes before finishing with the black head.



7. If a little more flash is wanted 4 strands of Fluorescent Pink Krystal flash can be added before finishing with the black head.

Tight Lines & Good Luck!