

# OSPREY FLY BOX

## BONEFISH SLAYER

*tied & contributed by*

**Doug James**

In the middle of winter with cold wet rain mixed with snow is when we decided to travel to the Bahamas 27 years ago to es-cape. Back then in the southern Bahamian family islands (Crooked, Long, Ragged Islands to name a few) fishing the flats with a blind cast would quite often hook you into a bonefish. Flyfishing and wading the flats for bonefish with feathers in these waters was still relatively new. I was very fortunate in those years to have 35 + hook ups per day.

It wasn't hard to enjoy the sun and wading in knee deep tropical warm water knowing that back home it was the middle of winter.

Today flyfishing the saltwater flats all over the world has explod-ed if not somewhat exploited in some areas. However, the searching, stalking, finding and presentation to these prize fish will keep you coming back. It is said a 5lb

bonefish is equal to the pull of a 15-18lb steelhead.

Bonefish are elusive like steelhead yet at the same time a prize fish worthy of the effort.

Several years ago, I was successfully tying patterns like the Crazy Charlie, Bonefish Special and other shrimp patterns. However, when these patterns stopped working, I started playing around with what I named the Bonefish Slayer. It seems to be a cross of all these various productive patterns

and extremely effective. Simple to tie and yet very productive in areas where bonefish have seen a lot of different offerings by flyfishing enthusiasts.

I have fished this fly in the Seychelles, Mexico, and the Bahamas with successful hook ups. It can be tied with several variations (see notes under tying instructions) and is effective in deep wa-ter, or a stealth mode with no eyes in skinny water conditions.



### MATERIALS



**Hook:** Stainless Tiemco TMC 800S or 811S #6 or #8

**Thread:** Danville Flymaster Plus Tan

**Eyes:** Lead Barbell, Bead Chain, Glass Beads depending on sink rate


**Body:** Large Gold Tinsel Chenille

**Rear Eyes:** 100Lb. Mono Eyes

**Tail:** Tan Marabou, Light Brown Marabou or Mallard Breast (Wood Duck colour)

**Tentacles:** 2 Trailing Natural Peccary Hairs or Stiff Horse hair from a paint brush

### TYING INSTRUCTIONS




1. Prepare 100 lb mono eyes (usually prepare several at the same time) Cut a piece of the mono approximately 3/4" in length, secure the middle in your vice, melt each end with a lighter, once cool darken the eyes with a permanent felt marker.


**TYING INSTRUCTIONS** *(continued)*



2. Attach the tying thread starting at eye winding 3/4 the way down the hook shank. Tie in the Marabou (not bulky) for a short tail extending approximately 1/3 of shank length. Moisten the Marabou with your fingers before tying will make the material much easier to deal with. Cut off excess winding the thread back to the eye.



3. Select 2 equal lengths of natural color Pecary Hog hairs for trailing tentacles. Tie one at a time on each side of the hook shank extending approximately 1/4" past the Marabou tail or 1" past hook bend. Once tied in, flair each one out slightly by using the tying thread (one wrap) behind each tentacle to the hook shank.



4. Before tying in the mono eyes make a 45-degree bend in the middle of the mono. Now using this bend as the guide tie in the 100 lb mono eyes at the hook bend on the top side of shank using the figure 8 method. Place some head cement here.



5. Tie in your lead eyes immediately in front of the mono eyes on top side of shank using again use the figure 8 method. Again, place some head cement here.



6. Take the gold chenille (approximately 4") strip off 1/4" at one end and secure this at the eye winding the thread over the chenille all the way down to the lead eyes. Now wind the thread back to the eye.



7. Criss cross the chenille over the lead eyes and winding it back over the shank to the eye. Whip finish and apply head cement.

**Some great books to read, research and collect on fishing tropical water flats:**

*Randall Kaufmann – "Bonefishing with a Fly"; and a later issue "Bonefishing"*

*Dick Brown - "Bonefish Fly Patterns"*

***Tight Lines & Good Luck!***