

# OSPREY FLY BOX

## THE PINK DEMON

contributed by  
Sandy McKinlay

In August of 2010, Blair Thomas and I made the pilgrimage up to Port McNeill for the "Pink Run". Typical of many fishermen, it's hard to drive by a "Fly and Tackle" shop without stopping in. We were armed with boxes of proven flies for pink salmon, but it might be different this year. So .... we bought a few of the flies that were working this year.

We arrived at our campsite a few hours later, set up camp and then headed down to the beach for the evening run. We were quickly into fish and landed a half dozen before it got dark. As it turned out the fishing would be fantastic for the entire six days we'd be there.



One of several pink salmon caught on a six day trip to the North End of Vancouver Island. Many couldn't resist the allure of the Pink Demon.

Blair said he'd been having success with one of the flies he'd bought .... but, of the three he bought he had only one left. During our mid-day break (*I tied flies .... Blair napped in his chair in the sunshine*), I scavenged through the fly tying

### MATERIALS



On a beach fishing trip on the north end of the island, the Pink Demon proved to be a very effective fly most days.


materials I'd brought to see if we could replicate the fly that was working so well for Blair. I had none of the materials .... except the chain bead that had been used for the eyes. I'd have to substitute pretty much everything. When I was done, it looked nothing like Blair's store bought fly.

None the less, I tied up a half dozen of them. They'd be put to the test later that day. As we worked our way down the beach following the fish, the fly I'd been having success with (*which was weighted*) began hanging up in eel grass. The new fly was tied on and was an instant success. Most of the fish I landed over the balance of the trip were taken with the demon.



When we returned from the beach that first afternoon, Blair dubbed the new fly .... The Demon. I was "*fishing a demon with the Demon*" .... the new Hardy Demon reel I was christening on the trip. The name stuck.

- Hook:** Mustad C70SD, Sizes #2 to #6
- Thread:** Hot Pink
- Tail:** Pearl Krystal Flash - 6 to 8 strands.
- Body:** Pink Flashabou - 3 or 4 strands.
- Rib:** Silver Oval Tinsel
- Eyes:** Small Silver Chain Bead
- Head:** Small Hot Pink Crystal Chenille


**TYING INSTRUCTIONS**



- Debarb the hook.
- Lay down a thread base.
- Tie the silver bead chain in place using figure eight wraps. Leave enough room in front of beads to tie off the chenille that will be used for the head.
- Tie in the tail ~ 6 to 8 strands of Pearl Krystal Flash.




- Tie in the Silver Oval Tinsel along the bottom of the hook shank.



- Tie in three to four strands of Pink Flashabou behind the eyes.




- Wrap the flashabou back to the bend of the hook and back to the eyes. Tie off and clip the excess.



- Counter wind the oval tinsel forward to eyes. Tie off and clip the excess.



- Tie in the Pink Crystal Chenille in just behind the eyes. Move the thread forward to the eye of the hook.



- Wrap the chenille around the eyes forming a neat head.

*The Finished Fly*



- Tie off behind the eye of the hook and clip the excess.
- Whip finish and add a drop of head cement.

*The Pink Demon*

